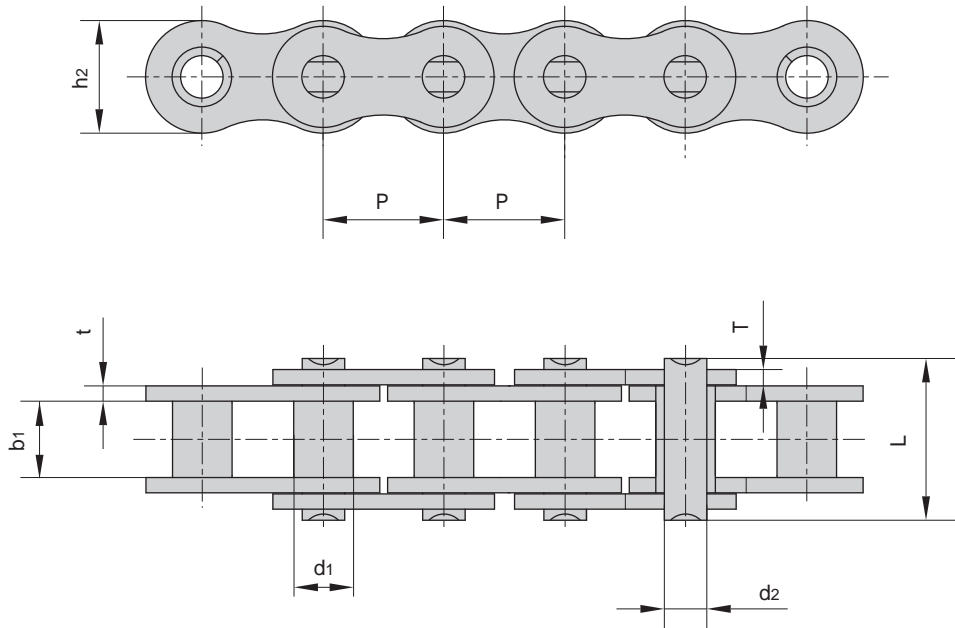


# 摩托车链 Motorcycle chains

发动机链条  
Engine chains



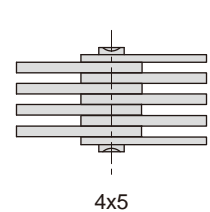
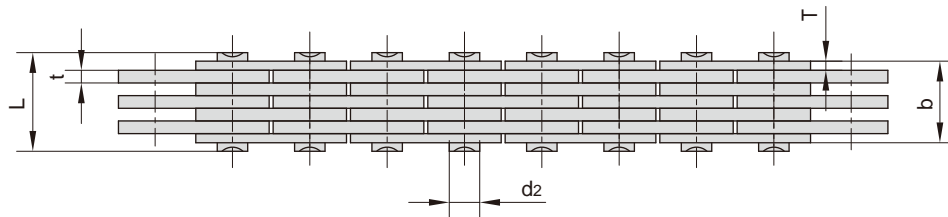
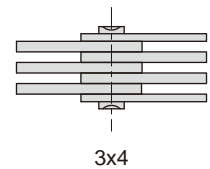
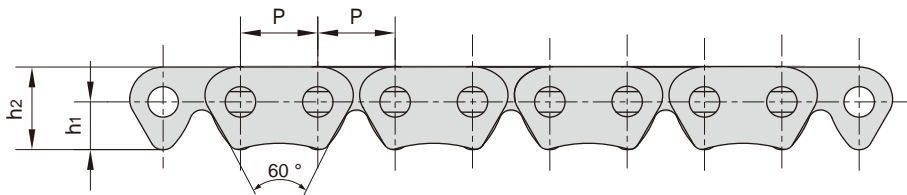
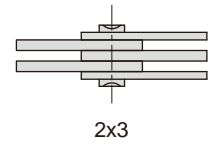
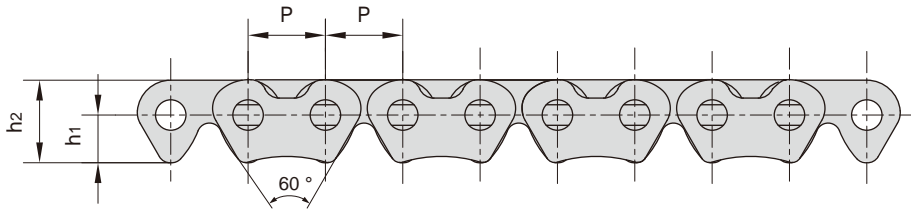
ISO 链号 ISO Chain No.	东华链号 Donghua Chain No.	节距 Pitch	套筒直径 Bush diameter	内节内宽 Width between inner plates	销轴直径 Pin diameter	销轴长度 Pin length	内链板高度 Inner plate depth	链板厚度 Plate thickness	抗拉强度 Tensile strength	平均抗拉强度 Average tensile strength	每米长重 Weight per meter
		P	d1 max	b1 min	d2 max	L max	h2 max	t/T max	Q min	Q0	q
		mm	mm	mm	mm	mm	mm	mm	kN/lbf	kN	kg/m
-	25	6.350	3.30	3.18	2.31	7.90	6.00	0.80	3.5/795	4.6	0.15
25H	25H	6.350	3.30	3.18	2.31	8.90	6.00	1.04	4.8/1091	5.5	0.17
-	25H(E)	6.350	3.30	3.18	2.31	8.90	6.00	1.04	5.8/1304	6.4	0.18
-	25HF2	6.350	3.30	3.18	2.31	9.10	5.80	1.20/1.10	5.8/1304	6.4	0.19
-	25SHF1	6.350	3.30	3.18	2.01	8.95	5.90	1.04	4.8/1091	5.5	0.19
219H	219H	7.774	4.59	5.00	3.01	11.90	7.40	1.20/1.04	7.3/1641	8.0	0.28
-	*C219H	7.774	4.59	5.00	3.01	11.90	7.40	1.20/1.04	7.3/1641	8.0	0.33
-	219HT	7.774	4.59	4.60	3.01	12.15	7.55	1.40/1.30	6.6/1483	7.2	0.33
-	219HF2	7.774	4.59	4.50	3.01	11.90	7.40	1.40/1.30	6.6/1483	7.2	0.31
-	219HF1	7.785	4.60	4.50	3.28	13.00	7.00	2.00/1.40	9.0/2024	9.8	0.37
270H	270H	8.500	5.00	4.75	3.28	13.15	8.45	1.80/1.40	10.8/2428	11.9	0.43

\*直链板  
\*Straight side plates

# 摩托车链 Motorcycle chains

发动机静音链  
Engine silent chains

链板组合  
Plates lacing



东华链号 Donghua Chain No.	节距	链宽	销轴直径	销轴长度	孔中心到齿尖 距离	链板高度	链板厚度	导向形式	片数	抗拉强度	平均抗拉强度	每米长重
	Pitch	Chain width	Pin diameter	Pin length	Distance from hole center to tooth	Plate depth	Plate thickness	Guide type	Number of plates	Tensile strength	Average tensile strength	Weight per meter
	P	b max	d2 min	L max	h1	h2 max	t/T max		n	Q min	Q0	q
	mm	mm	mm	mm	mm	mm	mm			kN/lbf	kN	kg/m
CL04-2x3	6.35	4.35	2.50	6.05	3.94	6.80	1.04/0.75	外Outside	5(2×3)	5.19/1179	5.4	0.22
CL04-3x4	6.35	6.35	2.50	8.20	3.90	6.72	1.04/0.75	外Outside	7(3×4)	8.82/2004	9.2	0.28
CL04-4x5	6.35	9.40	2.50	10.90	3.90	6.72	1.04	外Outside	9(4×5)	11.76/2672	12.3	0.35